

Religious Education and Crisis Careers Heroes Week 22nd June 2020
RE is supported by:



The RE Advisers and SACRE have compiled great online resources to support our pupils in our academy to understand what is happening around the world and how significant people with important jobs are helping to make the world a better place to live in and are saving lives in the current Pandemic.

Age Range: Reception to Year 3

People Who Help Us Study Topic- Emergency Services

The project this week aims to provide opportunities for your child to learn more about how members of the community and wider community from different professions have supported others to survive the Pandemic. People, such as key workers have played a vital role in helping others around them, therefore are known as our 'Crisis Career Heroes'. We are here to learn what role they played and what skills required in order to do their job well.




- As the nation displays its gratitude to key workers across the country, now is an excellent time for children to learn about the incredible work that is carried out by the emergency services. This cross curricular study guide is suitable for children in Reception, Year 1, Year 2 and Year 3. It focuses on police officers, medical staff and firefighters but could be used as a starting point to find out about the many other roles undertaken in the community. This guide contains three sections:
- **Practical Activities** – hands on tasks that allow children to playfully explore the theme of 'People Who Help Us.
- **Online Activities** – a selection of games, activities and interactive resources that can be found by clicking on the links provided.
- **Recommended books** – a selection of texts all about people who help us.



Practical Tasks (Aim to do 1 per day)

- Try designing and making your own vehicle such as a police car, ambulance or fire engine. Can you use your engineering skills to make the wheels turn? Did you know that some police forces have their own patrol boats? Challenge yourself to make a mini police boat that floats when you put it in a tray or bowl of water.
- Research the badges used by different organisations such as your local constabulary. Have a go at designing your very own badge. Maybe you could etch your design onto a piece of tinfoil to make it look authentic?
- Find out about the uniforms that are worn by emergency service workers. Design your own special uniform. Perhaps you could create a collage to show what type of material each part of the uniform would be made of?
- Set up a role play area and get playing! Large delivery boxes make great police stations, hospitals and fire stations. Teddies make fabulous patients too:

Online Tasks (Aim to do 1 per day)

- An emergency services role play pack, 999 PowerPoint and newspaper planning sheet

<https://www.nwas.nhs.uk/get-involved/children-youth/lesson-plans/>
-  These photo and discussion activities help children understand what an emergency is, build their knowledge and develop skills that will help them be better prepared for emergencies in the future.
<https://www.redcross.org.uk/get-involved/teaching-resources/introducing-emergencies-primary>
-  A range of informative games and activities to help children recognise the ambulance service and when to call 999:
<https://www.londonambulance.nhs.uk/getting-involved/public-education->

- Writing opportunities when role playing (ID badges, labels, prescriptions, wanted/lost posters, job descriptions and advertisements, incident forms, telephone messages)
- Mathematics opportunities when role playing (using tables and graphs e.g. vital statistics, measuring length/height e.g. at the GP surgery, telling the time e.g. booking appointments).
- Use chalks on the ground or pens on a large piece of paper/cardboard to make a map of your village, town or city. What roads and buildings will you need to include? You may even have some toys/vehicles that you can use for some imaginary play.
- Become an architect and builder all in one day! Create a 3D building such as a hospital, police station or fire station out of whatever materials you have (Lego, building blocks or clean recycled food packaging).
- Write a letter to a key worker to show your gratitude. What would you like to thank them for and why?
- Create your own black and white x-ray pictures. You could use paper, crayons or paint.
- Research a famous person who helped others in the past such as Florence Nightingale, Mary Seacole or Marie Curie.
- Extinguish a 'fire'. Large scale – use chalk to draw the flames on a fence in the garden and hose them away! Small scale – use chalk to draw flames on a tray and use a water spray to put the fire out.
- Learn a topical song or rhyme such as 'London's Burning', 'Miss Polly had a Dolly' or 'Dr Foster'.
- Explore fingerprints like real-life detectives! Press your thumb/finger into a piece of flattened Blu-Tac or dust it with talcum powder/flour and place it on the sticky side of some Sellotape. What do you notice? Does every print look the same?
- Have a go at creating some artwork inspired by fire. Start with some yellow paint and gradually add more and more red to it. Can you create different lines/shapes to make it look like the flames are flickering and dancing?

[schools-communityvisits/childrens-games-activities/](https://www.nhs.uk/schools-communityvisits/childrens-games-activities/)



NHS
North West
Ambulance Service
NHS Trust

- 'Happily Ever After' a book of emergency tales especially for children. Featuring familiar characters such as Humpty Dumpty and Snow White.
https://www.nwas.nhs.uk/content/uploads/2020/02/happily_ever_after_pages_dig-1.pdf
- Jobs and occupations vocabulary game. Match the object to the correct role to find out more about people's professions.



<https://www.turtlediary.com/game/professions.html>

- Make your own 3D ambulance using this template. Can you design and make any other emergency service vehicles?
<https://e9f56e13-4144-483a-aebca07977e7fc30.filesusr.com/ugd/f0852fecdf65a967f1447fa5437356033caa7e.pdf>
- Colour in and display poster to thank NHS workers. Maybe you could design and make your own poster to thank key workers?
<https://www.bbc.co.uk/programmes/articles/MxHKChqvM08r1fS410jqV/colour-your-own-thank-you-to-nhs-staff>
A rainbow poster template can be found here:
<https://www.primarytreasurechest.com/images/resources2/ThankYou-Rainbow-Poster-colouring.pdf>



LONDON FIRE BRIGADE

- A fun activity booklet for children to complete. Learn how to stay safe from fire with the help of Bernie Bear.
<https://www.london-fire.gov.uk/media/4457/london-fire-brigade-ks1-activity-booklet.pdf>
- A craft project to make your own 'Noisy' character to remind everyone of the importance of smoke alarms.
<https://www.london-fire.gov.uk/media/4439/make-your-own-noisy-the-alarm-ks1-lfb-london-firebrigade.pdf>
- A read along big book all about Noisy.
<https://www.london-fire.gov.uk/media/4440/noisy-big-book-ks1-lfb-london-fire-brigade.pdf>
- Use them template provided to build your very own fire engine!
<https://www.london-fire.gov.uk/media/4438/make-a-fire-engine-ks1-lfb-london-fire-brigade.pdf>



HEREFORD & WORCESTER
HWFR
FIRE AND RESCUE SERVICE

- Hot and cold cards that can be sorted to promote discussion.

http://www.hwfire.org.uk/assets/files/nurser_yhotandcoldcardsimg.pdf

- ☞ Pictures of an emergency scenario for children to put into the correct order.

http://www.hwfire.org.uk/assets/files/nurser_yemergencysequencecards.pdf



- ☞ A selection of interactive fire safety games to play online.

<http://www.firesafekids.org/games.html>

- ☞ A tool that helps children understand the '3 Ps' of fire safety (plan, prevent and practice).

<http://www.firesafekids.org/safety.html>

- ☞ Find out about the chemical reactions that take place when a fire starts.

<http://www.firesafekids.org/science.html>

- ☞ Play 'Rescue Run' an interactive game all about first aid:

<https://rescuerun.sja.org.uk/>

Recommended Books



Challenge Time...

I am looking forward to all the amazing work you complete and send to me via email or on Teams so that we can as a community celebrate our Heroes' success with the Pandemic and show our appreciation to People Around Us that have helped and supported us in their role. Once photographic images and work has been emailed/shared, we will promote our wonderful learning and engagement on twitter.

Time for role-play- Please use Flipgrid using this code: <https://flipgrid.com/75a6af8c> to record yourself being a Career Crisis Hero. I wonder who you'll decide to be! Who are you inspired by? Will it be a nurse looking after patients in hospital or maybe a Vet operating on a poorly animal? I cannot wait to see you in action with your creative ideas!

If you have any further queries, please do not hesitate me as the Religious Education and Careers and Aspirations Lead at Newark Hill Academy at: tkamran@newarkhillacademy.org